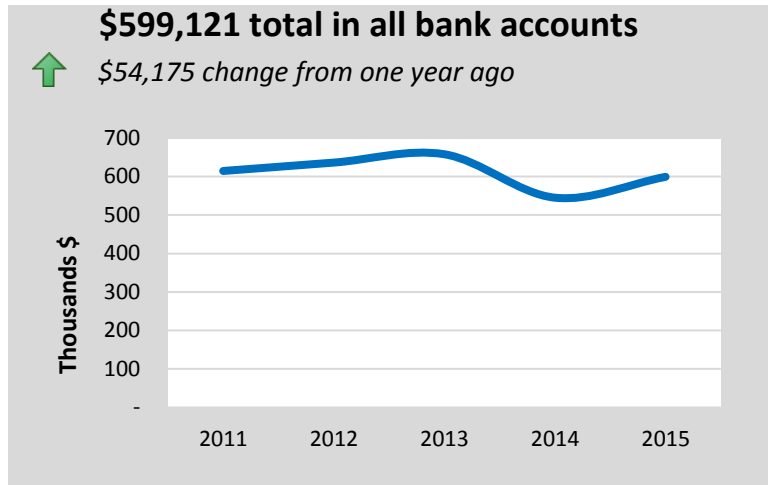


How much money does the library have in the bank?

How does it compare with prior years?

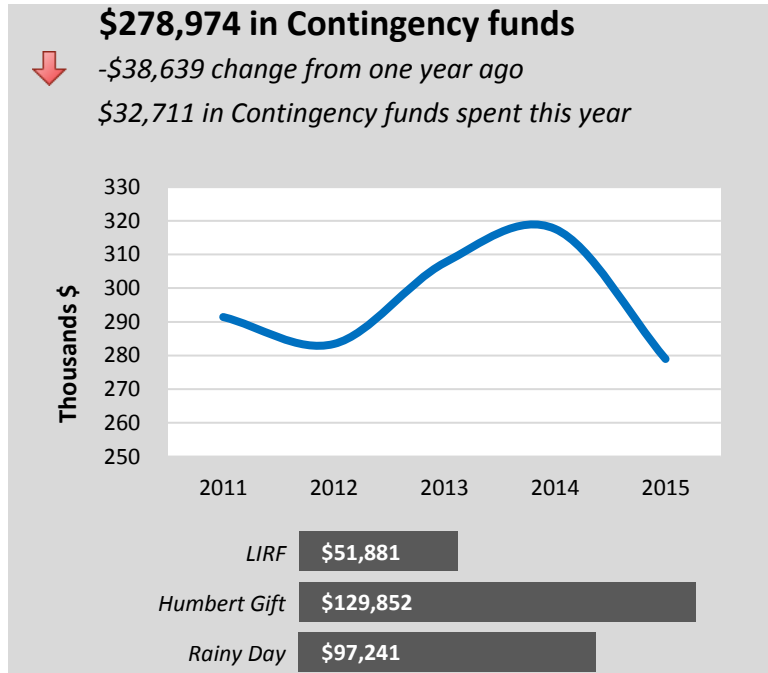


How much money is available for contingency spending?

The library depends on these funds to pay for equipment, improvements, major repairs, etc.

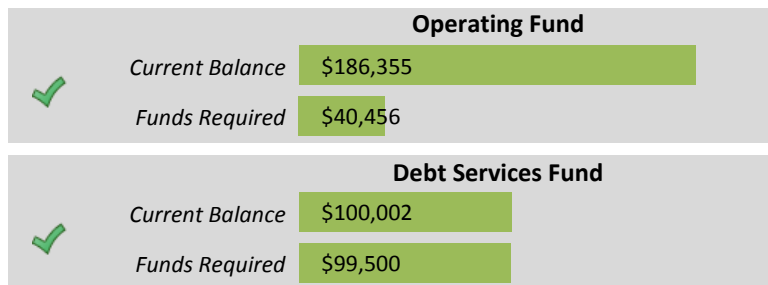
These funds are very difficult to replenish. New monies are from Operating Fund transfers and interest.

Which funds are available for contingency spending?

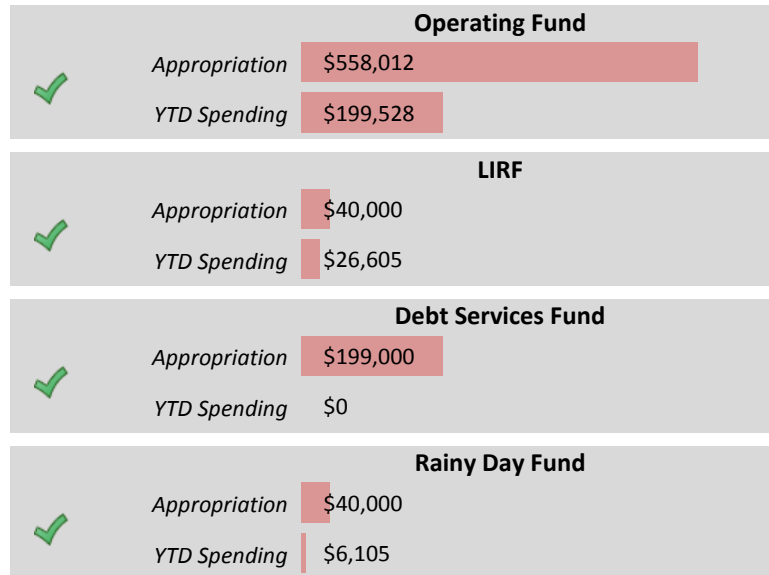


Are there adequate monies in the Operating and Debt Services Funds until the next property tax distribution?

Typically occurs in June and December

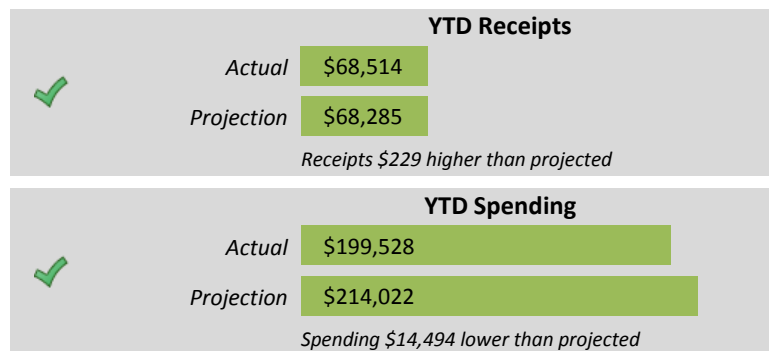


Is spending within the DLGF approved appropriations?



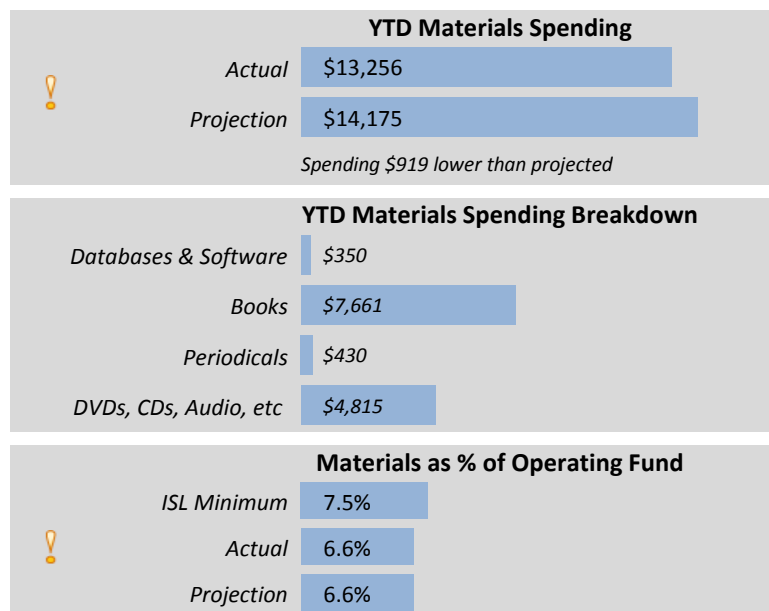
Operating Fund Projections

How do actual Operating Fund receipts and spending compare to projections?



Materials Spending

What materials are being purchased?



The Indiana State Library (ISL) requires a minimum of 7.5% of Operating Funds to be spent annually for materials available to patrons.

CUTPL Monthly Financial Summary

May 2015

RECEIPTS	May					Year-to-Date					green = favorable	red = unfavorable
	Projected	Actual	Difference	√?	Projected	Actual	%	Difference				
Levy Excess	\$ -	\$ -	\$ -	—	\$ -	\$ -	0.0%	\$ -				
General Property Tax	\$ -	\$ -	\$ -	—	\$ -	\$ -	0.0%	\$ -				
Financial Institution Tax	\$ -	\$ -	\$ -	—	\$ -	\$ -	0.0%	\$ -				
Auto & Aircraft Excise Tax	\$ -	\$ -	\$ -	—	\$ -	\$ -	0.0%	\$ -				
CAGIT Cert Shares	\$ 10,164	\$ 10,164	\$ -	—	\$ 50,818	\$ 50,818	74.2%	\$ -				
CAGIT PTRC	\$ 2,535	\$ 2,535	\$ -	—	\$ 12,675	\$ 12,675	18.5%	\$ -				
CVET	\$ -	\$ -	\$ -	—	\$ -	\$ -	0.0%	\$ -				
Photocopy Fees	\$ 275	\$ 158	\$ (117)	—	\$ 1,375	\$ 783	1.1%	\$ (593)				
Fines and Fees	\$ 533	\$ 503	\$ (30)	—	\$ 2,667	\$ 3,533	5.2%	\$ 866				
Interest Earned	\$ 150	\$ 93	\$ (57)	—	\$ 750	\$ 547	0.8%	\$ (203)				
Reimbursement	\$ -	\$ -	\$ -	—	\$ -	\$ -	0.0%	\$ -				
Refunds	\$ -	\$ -	\$ -	—	\$ -	\$ -	0.0%	\$ -				
Misc Receipts	\$ -	\$ 158	\$ 158	—	\$ -	\$ 158	0.2%	\$ 158				
TOTALS	\$ 13,657	\$ 13,611	\$ (46)	—	\$ 68,285	\$ 68,514	100.0%	\$ 229				
EXPENDITURES	Projected	Actual	Difference	√?	Projected	Actual	%	Difference				
Salary of Librarian	\$ 3,566	\$ 3,568	\$ 2	—	\$ 19,578	\$ 19,554	9.8%	\$ (24)				
Salary of Assistants	\$ 17,876	\$ 18,438	\$ 562	●	\$ 97,930	\$ 95,839	48.0%	\$ (2,091)				
Salary of Janitor	\$ -	\$ -	\$ -	—	\$ -	\$ -	0.0%	\$ -				
Employee Benefits	\$ 5,652	\$ 5,485	\$ (167)	—	\$ 30,074	\$ 28,876	14.5%	\$ (1,198)				
Office Supplies	\$ 200	\$ 23	\$ (177)	—	\$ 1,000	\$ 677	0.3%	\$ (323)				
Operating Supplies	\$ 260	\$ 262	\$ 2	—	\$ 1,300	\$ 1,517	0.8%	\$ 217				
R&M Supplies	\$ -	\$ -	\$ -	—	\$ -	\$ -	0.0%	\$ -				
Other Supplies	\$ 150	\$ 270	\$ 120	—	\$ 750	\$ 924	0.5%	\$ 174				
Prof Svcs Misc	\$ 363	\$ 628	\$ 265	●	\$ 4,741	\$ 4,282	2.1%	\$ (458)				
Prof Svcs Materials	\$ -	\$ -	\$ -	—	\$ -	\$ 350	0.2%	\$ 350				
Printing & Adv	\$ 10	\$ -	\$ (10)	—	\$ 50	\$ 40	0.0%	\$ (10)				
Insurance	\$ 7,500	\$ -	\$ (7,500)	●	\$ 7,500	\$ 8,402	4.2%	\$ 902				
Utilities	\$ 2,953	\$ 2,124	\$ (829)	●	\$ 19,004	\$ 13,316	6.7%	\$ (5,688)				
Repairs & Maint	\$ 1,930	\$ 1,770	\$ (160)	—	\$ 12,700	\$ 9,071	4.5%	\$ (3,629)				
Rentals	\$ 5	\$ -	\$ (5)	—	\$ 25	\$ 20	0.0%	\$ (5)				
Dues	\$ -	\$ 334	\$ 334	●	\$ 310	\$ 534	0.3%	\$ 224				
Comm & Trans	\$ 682	\$ 423	\$ (259)	●	\$ 3,410	\$ 2,495	1.3%	\$ (916)				
Furniture & Equip	\$ 300	\$ 250	\$ (50)	—	\$ 1,500	\$ 726	0.4%	\$ (774)				
Books	\$ 1,600	\$ 841	\$ (759)	●	\$ 8,000	\$ 7,661	3.8%	\$ (339)				
Periodicals & News	\$ 125	\$ -	\$ (125)	—	\$ 625	\$ 430	0.2%	\$ (195)				
Nonprinted Matls	\$ 1,110	\$ 1,061	\$ (49)	—	\$ 5,550	\$ 4,815	2.4%	\$ (735)				
TOTALS	\$ 44,282	\$ 35,477	\$ (8,805)	●	\$ 214,047	\$ 199,528	100.0%	\$ (14,519)	●			

Difference is at least \$250 more favorable than projection ● ... at least \$3000 more favorable ... ●
 Difference is within \$250 of projection — ... within \$3000 ... —
 Difference is at least \$250 less favorable than projection ● ... at least \$3000 less favorable ... ●