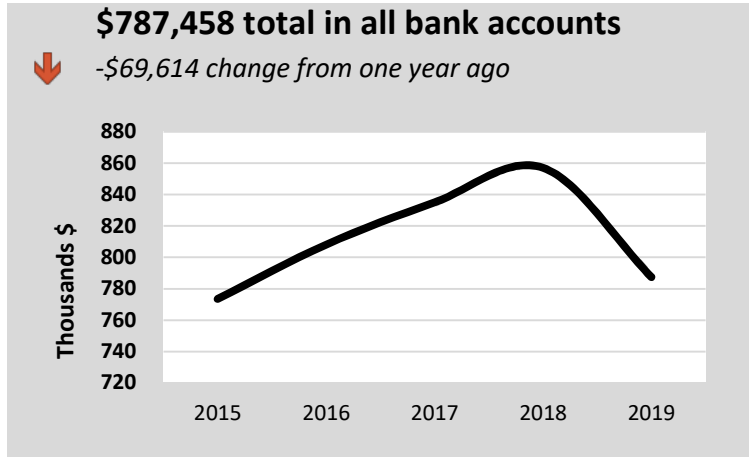


How much money does the library have in the bank?

How does it compare with prior years?

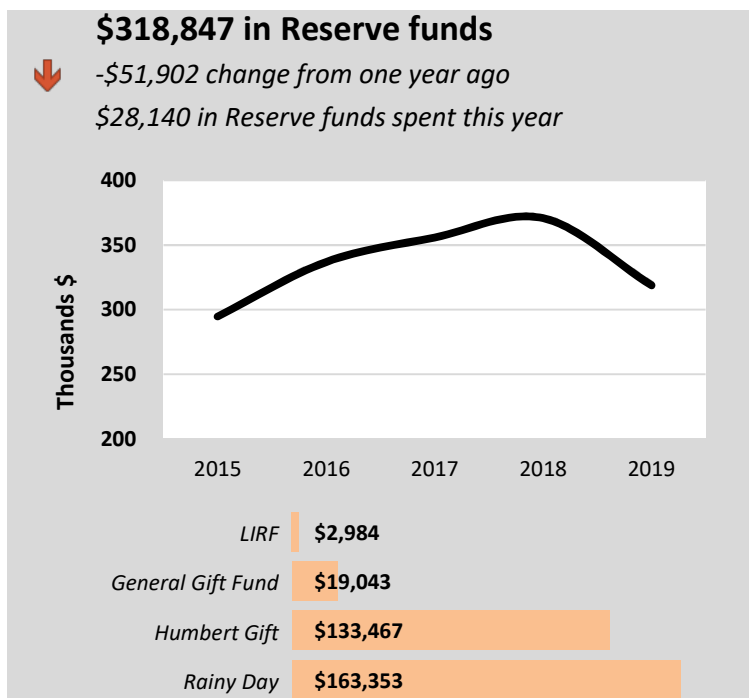


How much money is in the library's reserve funds?

The library depends on these funds to pay for equipment, improvements, major repairs, etc.

These funds are very difficult to replenish. New monies are typically from Operating Fund transfers and interest.

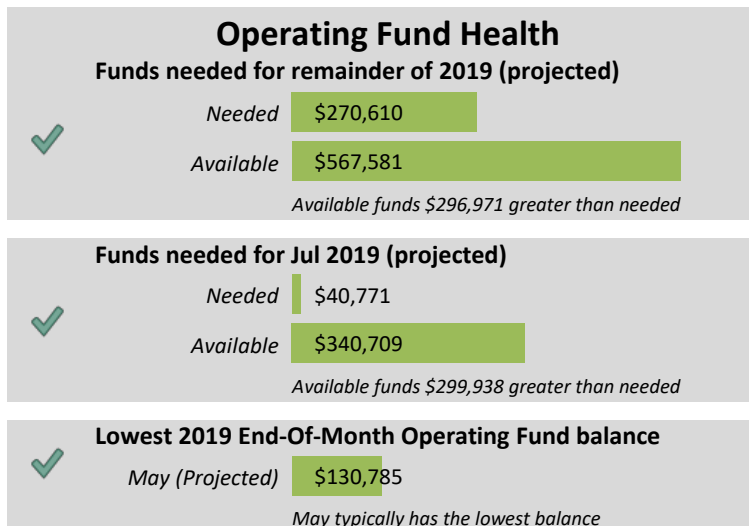
Which funds are available for reserve spending?



Does the Operating Fund have adequate monies for 2019?

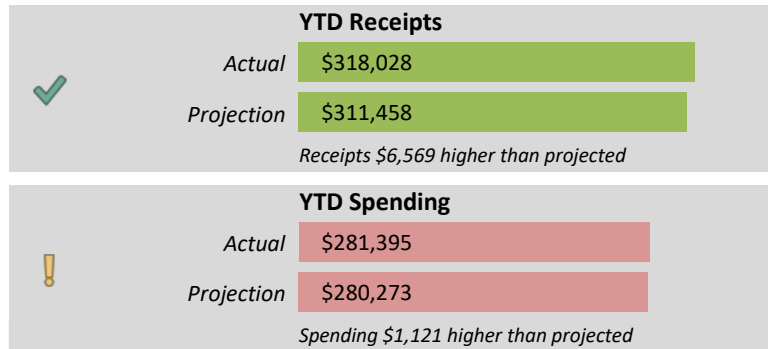
Calculated using current balance and projected receipts & expenditures for remainder of year.

The Operating Fund monthly receipts and balance vary widely. A large enough cushion is needed to insure the balance never goes below zero.



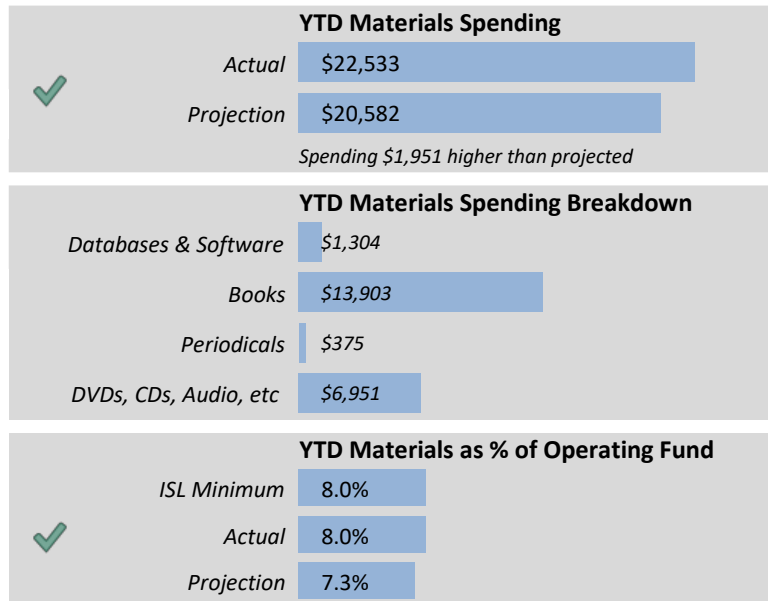
Operating Fund Projections

How do actual Operating Fund receipts and spending compare to projections?



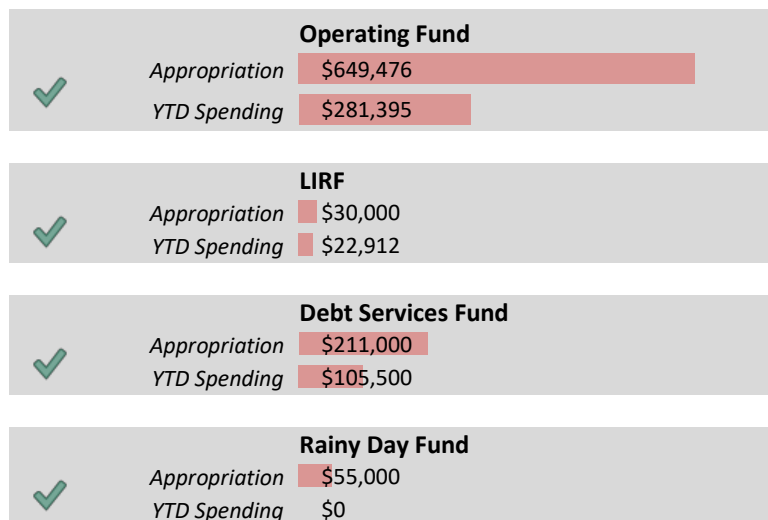
Materials Spending

What materials are being purchased?



The Indiana State Library (ISL) requires a minimum of 8.0% of Operating Funds to be spent annually for materials available to patrons.

Is spending within the DLGF approved appropriations?



CUTPL Monthly Financial Summary - Operating Fund

June 2019

RECEIPTS	June				Year-to-Date				green = favorable red = unfavorable
	Projected	Actual	Difference	√?	Projected	Actual	%	Difference	
General Property Tax	\$ 208,749	\$ 203,048	\$ (5,701)	●	\$ 208,749	\$ 203,048	63.8%	\$ (5,701)	
Financial Institution Tax	\$ 29	\$ 30	\$ 1	■	\$ 29	\$ 30	0.0%	\$ 1	
Auto & Aircraft Excise Tax	\$ 5,130	\$ 6,264	\$ 1,134	●	\$ 5,130	\$ 6,264	2.0%	\$ 1,134	
Local Income Tax (LIT)	\$ 15,244	\$ 15,244	\$ -	■	\$ 91,461	\$ 99,170	31.2%	\$ 7,709	
CVET	\$ 689	\$ -	\$ (689)	●	\$ 689	\$ 839	0.3%	\$ 150	
Fines and Fees	\$ 417	\$ 472	\$ 56	■	\$ 2,500	\$ 2,747	0.9%	\$ 247	
Photocopy Fees	\$ 150	\$ 228	\$ 78	■	\$ 900	\$ 901	0.3%	\$ 1	
Interest on Investments	\$ 333	\$ 918	\$ 585	●	\$ 2,000	\$ 4,928	1.5%	\$ 2,928	
Reimbursements	\$ -	\$ -	\$ -	■	\$ -	\$ -	0.0%	\$ -	
Refunds	\$ -	\$ -	\$ -	■	\$ -	\$ 101	0.0%	\$ 101	
Misc Receipts	\$ -	\$ -	\$ -	■	\$ -	\$ -	0.0%	\$ -	
TOTALS	\$230,741	\$226,203	\$ (4,538)	●	\$311,458	\$318,028	100.0%	\$ 6,569	●

EXPENDITURES	June				Year-to-Date				green = favorable red = unfavorable
	Projected	Actual	Difference	√?	Projected	Actual	%	Difference	
Salary of Assistants	\$ 20,284	\$ 20,815	\$ 531	●	\$ 131,225	\$ 130,343	46.3%	\$ (881)	
Salary of Librarian	\$ 4,120	\$ 4,120	\$ 0	■	\$ 26,612	\$ 26,612	9.5%	\$ 0	
Education Reimbursement	\$ 83	\$ -	\$ (83)	■	\$ 500	\$ 500	0.2%	\$ -	
Employer's Contribution - Group	\$ 2,846	\$ 4,052	\$ 1,206	●	\$ 17,076	\$ 18,303	6.5%	\$ 1,227	
Employer's Contribution - PERF	\$ 1,588	\$ 1,596	\$ 8	■	\$ 10,294	\$ 10,132	3.6%	\$ (162)	
Employer's Share - FICA	\$ 1,867	\$ 1,908	\$ 41	■	\$ 12,075	\$ 12,007	4.3%	\$ (68)	
Unemployment Compensation	\$ 83	\$ -	\$ (83)	■	\$ 500	\$ -	0.0%	\$ (500)	
Office Supplies	\$ 233	\$ 286	\$ 52	■	\$ 1,400	\$ 1,444	0.5%	\$ 44	
Operating Supplies	\$ 175	\$ 376	\$ 201	■	\$ 1,050	\$ 1,555	0.6%	\$ 505	
Other Supplies	\$ 167	\$ 435	\$ 269	●	\$ 1,000	\$ 1,615	0.6%	\$ 615	
Professional Services	\$ 243	\$ 289	\$ 47	■	\$ 4,150	\$ 3,855	1.4%	\$ (295)	
Professional Services - Materials	\$ 41	\$ 368	\$ 327	●	\$ 1,182	\$ 1,304	0.5%	\$ 122	
Legal Services	\$ 83	\$ -	\$ (83)	■	\$ 500	\$ -	0.0%	\$ (500)	
Communication & Transportation	\$ 35	\$ 2,008	\$ 1,973	●	\$ 510	\$ 2,247	0.8%	\$ 1,737	
Postage	\$ 21	\$ 17	\$ (4)	■	\$ 126	\$ 79	0.0%	\$ (47)	
Professional Meetings	\$ 16	\$ -	\$ (16)	■	\$ 99	\$ 46	0.0%	\$ (53)	
Telephone and Internet	\$ 270	\$ 262	\$ (8)	■	\$ 1,620	\$ 1,578	0.6%	\$ (42)	
Travel Expense	\$ 117	\$ 86	\$ (31)	■	\$ 700	\$ 320	0.1%	\$ (380)	
Advertising Public Notices	\$ 8	\$ -	\$ (8)	■	\$ 46	\$ -	0.0%	\$ (46)	
Insurance	\$ -	\$ -	\$ -	■	\$ 10,400	\$ 9,553	3.4%	\$ (847)	
Official Bonds	\$ 1,900	\$ 1,736	\$ (164)	■	\$ 2,000	\$ 1,836	0.7%	\$ (164)	
Electricity	\$ 2,074	\$ 3,436	\$ 1,362	●	\$ 10,612	\$ 12,421	4.4%	\$ 1,809	
Gas	\$ 168	\$ 1,061	\$ 893	●	\$ 3,635	\$ 4,887	1.7%	\$ 1,252	
Waste Disposal	\$ 147	\$ -	\$ (147)	■	\$ 882	\$ 898	0.3%	\$ 16	
Water	\$ 315	\$ 288	\$ (27)	■	\$ 1,890	\$ 1,748	0.6%	\$ (142)	
R&M Building & Structures	\$ 1,843	\$ 3,173	\$ 1,330	●	\$ 17,456	\$ 14,652	5.2%	\$ (2,804)	
R&M Equipment	\$ 44	\$ 35	\$ (9)	■	\$ 266	\$ 210	0.1%	\$ (56)	
Rentals	\$ 4	\$ -	\$ (4)	■	\$ 24	\$ 20	0.0%	\$ (4)	
Dues	\$ -	\$ 23	\$ 23	■	\$ 645	\$ 574	0.2%	\$ (72)	
Furniture and Equipment	\$ 400	\$ 7	\$ (393)	●	\$ 2,400	\$ 1,429	0.5%	\$ (971)	
Books	\$ 1,917	\$ 2,287	\$ 370	●	\$ 11,500	\$ 13,903	4.9%	\$ 2,403	
Nonprinted Materials	\$ 1,233	\$ 657	\$ (576)	●	\$ 7,400	\$ 6,951	2.5%	\$ (449)	
Periodicals and Newspapers	\$ 83	\$ -	\$ (83)	■	\$ 500	\$ 375	0.1%	\$ (125)	
TOTALS	\$ 42,408	\$ 49,322	\$ 6,913	●	\$280,273	\$281,395	100.0%	\$ 1,121	■

Difference is at least \$250 more favorable than projection

Difference is within \$250 of projection

Difference is at least \$250 less favorable than projection

● ... at least \$3000 more favorable ...

■ ... within \$3000 ...

● ... at least \$3000 less favorable ...

CUTPL AP Voucher Breakdown

June 2019

Fund	Actual Spending	Internal Accounting	AP Vouchers
010 Levy Excess Fund		\$ -	\$ -
100 Operating Fund	\$ 49,321.68	\$ -	\$ 49,321.68
200 Payroll Fund*		\$ 27,332.12	
300 LIRF	\$ -	\$ -	\$ -
400 Debt Services	\$ 105,500.00	\$ -	\$ 105,500.00
500 General Gift Fund	\$ 1,017.95	\$ -	\$ 1,017.95
505 Children's Gift Fund	\$ 180.00	\$ -	\$ 180.00
520 Finney Trust Gift Fund	\$ -	\$ -	\$ -
524 Marmon Gift Fund Principal	\$ -	\$ -	\$ -
525 Marmon Gift Fund Interest	\$ -	\$ -	\$ -
527 Marmon Trust Interest (CDs)	\$ -	\$ -	\$ -
530 Humbert Gift Fund	\$ -	\$ -	\$ -
540 Carnegie Gift Fund	\$ -	\$ -	\$ -
550 State Technology Grant Fund	\$ 394.42	\$ -	\$ 394.42
560 MCCF Grants Fund	\$ -	\$ -	\$ -
570 Indiana Humanities Grant Fund	\$ -	\$ -	\$ -
571 LSTA Digitization Grant Fund	\$ -	\$ -	\$ -
572 LSTA Technology Grant Fund	\$ -	\$ -	\$ -
600 Monterey Transaction Fund		\$ 45,000.00	\$ 45,000.00
800 PLAC	\$ -	\$ -	\$ -
810 Pass-Through Fund		\$ -	\$ -
900 Rainy Day Fund	\$ -	\$ -	\$ -
TOTAL	\$ 156,414.05	\$ 45,000.00	\$ 201,414.05

* as of April 2019 KeyFund does not include 200 Payroll Fund on APV Register Summary

CUTPL Operating Fund Charts

June 2019

